


WHY KEEP RATS IN YOUR HOME?

RATS INSIDE A BUILDING ARE THE RESPONSIBILITY BOTH OF THE OWNER AND OF THE TENANT

KILL RATS!

Use traps: Attach a piece of cardboard to the trap to make it more effective.



Set the improved trap against the wall and make a tunnel that will lead the rat right to the trap.

POISON RATS

Anticoagulants:
Please follow all instructions and precautions on the label before using this bait.
Keep all poisons away from children and pets.



EXTERMINATE RATS

Landlords are not allowed to exterminate at an occupied rental property, but the tenant can.

If you don't think that you can do a satisfactory job by yourself, or if you don't feel like taking the risk in doing the job, then...

HIRE A PROFESSIONAL EXTERMINATOR TO DO IT!



YOUR HEALTH DEPARTMENT IS READY AND WILLING TO HELP YOU WITH YOUR RAT-CONTROL PROBLEMS.

Provided by:

Atlantic County Division of Public Health
Environmental Health Unit
201 South Shore Road
Northfield, New Jersey 08225
609-645-5972

In cooperation with:

New Jersey State Department of Health
Urban Rodent and Insect Control Project
PO Box 1540
Trenton, New Jersey 08625



Atlantic County Executive
Dennis Levinson

Atlantic County Board of Freeholders
Frank D. Formica, Chairman

HOW TO GET RID OF RATS



DON'T GIVE THE RAT A FREE MEAL!

Atlantic County Division of Public Health
Environmental Health Unit
201 South Shore Road
Northfield, New Jersey 08225
609-645-5972

DON'T GIVE THE RAT A FREE MEAL

GARBAGE IS RAT FOOD

Make sure that all garbage and trash in the yard and alley are picked up and placed in containers.

Garbage trucks will not remove material which is lying on the ground.

For each **FAMILY** living in a house there should be:



Enough cans like this



NOT like this

TODAY: Make sure you have enough cans.
EVERYDAY: Use them.

Garbage and rubbish should go **IN** the cans, not just **NEAR** the cans.

DOG FOOD, CAT FOOD & BIRD SEED IS RAT FOOD



Don't leave pet food out
Pick it up after twenty minutes

Bird feed should be placed on a raised platform that is at least 4' off the ground



CLEAN OUT THE CELLAR, ATTIC AND STORAGE SHED

DON'T GIVE THE RATS A PLACE TO RAISE THEIR LARGE FAMILIES

CLEAN UP:

- PILES OF RUBBISH
- LEAVES
- OLD BOXES OR PILES OF PAPER
- LUMBER
- RAGS
- OLD APPLIANCES
- BEDDING & FURNITURE
- AVAILABLE FOOD OR WATER

**DON'T GIVE THE RAT
A PLACE TO RAISE
A FAMILY!**

**ONE PAIR OF RATS
EQUALS 50
OFFSPRING A YEAR.**



PLACE ALL LUMBER, PIPES, AND OTHER STORED MATERIAL AT LEAST 12 INCHES OFF THE GROUND

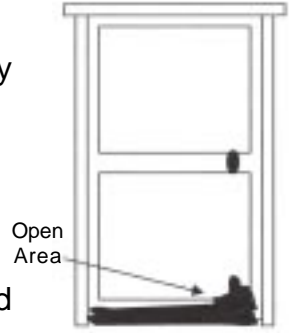
WOOD MUST BE RAISED OFF THE GROUND SO RATS CAN'T BURROW BENEATH THEM



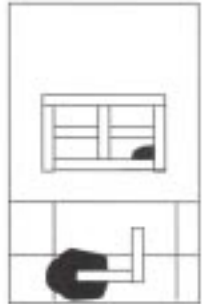
DON'T LET RATS INTO YOUR HOUSE

MAKE ANY REPAIRS WHICH ARE NECESSARY TO KEEP RATS OUT!

Doors should be not more than 3/8" from the frame. If they have been gnawed through or are rotted, they should be rat-proofed by the proper use of metal channels or flashing. Also **basement windows** should fit tightly and they should have no broken panes.



Foundation walls also can have openings. Those which are at least 1/2" in diameter and are within 30" of the ground, should be rat-stopped with metal collars or shields or filled in with masonry.



Open Area

DON'T GIVE THE RAT A PLACE TO HIDE

Rats live in dark enclosed spots where you can't clean regularly. These include:

- DOUBLE WALLS
- WOODEN FLOORS IN BASEMENTS
- STAIRCASES
- WOODEN SIDEWALKS
- BOXED-IN PLUMBING
- CLOSED PLATFORMS UNDER FURNITURE