

# ABSTRACT OF RATABLES for ATLANTIC COUNTY

# 2014



## Atlantic County Board of Taxation

5909 Main Street

Mays Landing, New Jersey 08330

(609) 645-5820

[www.aclink.org/taxation](http://www.aclink.org/taxation)

Dennis Levinson, County Executive  
Gerald DelRosso, County Administrator



Theresa Prendergast, President  
William J. Polistina, Commissioner  
John Collette Jr., Commissioner  
Greg Sykora, Commissioner  
Debra A. Lafferty, Commissioner

Margaret M. Schott, County Tax Administrator

**Atlantic County Board of Taxation  
2014 Abstract of Ratables**

Taxing District	Column 1		Column 2	Column 3	Column 4	Column 5	Column 6
	Taxable Value		Taxable Value of Land and Improvements (Col. 1A+1B)	Total Taxable Value of Partial Exemptions & Abatements (Assessed Val.)	Net Taxable Value of Land & Improvements (Col. 2-3)	Taxable Value of Communication Equipment	Net Taxable Value (Col. 4+5)
	(A) Land	(B) Improvements (Includes Partial Exemptions & Abatements)					
01: Absecon City	316,041,100	399,125,800	715,166,900	0	715,166,900	815,770	715,982,670
02: Atlantic City	4,327,914,815	6,944,411,300	11,272,326,115	6,147,000	11,266,179,115	6,538,788	11,272,717,903
03: Brigantine City **	2,058,078,500	1,171,141,700	3,229,220,200	0	3,229,220,200	0	3,229,220,200
04: Buena Boro	99,081,100	201,307,600	300,388,700	0	300,388,700	1,060,352	301,449,052
05: Buena Vista Twp	219,509,500	433,103,400	652,612,900	0	652,612,900	855,995	653,468,895
06: Corbin City	10,617,800	23,836,700	34,454,500	0	34,454,500	70,075	34,524,575
07: Egg Harbor City	75,529,400	148,096,100	223,625,500	267,600	223,357,900	1,475,852	224,833,752
08: Egg Harbor Twp	1,281,423,900	2,795,240,200	4,076,664,100	0	4,076,664,100	8,175,829	4,084,839,929
09: Estell Manor *	49,899,900	104,098,900	153,998,800	0	153,998,800	383,296	154,382,096
10: Folsom Boro	25,539,890	82,207,309	107,747,199	0	107,747,199	249,452	107,996,651
11: Galloway Twp *	817,310,000	1,889,800,500	2,707,110,500	0	2,707,110,500	6,299,272	2,713,409,772
12: Hamilton Twp	656,564,086	1,614,693,500	2,271,257,586	1,910,800	2,269,346,786	5,660,600	2,275,007,386
13: Hammonton Town	208,980,200	662,046,300	871,026,500	222,000	870,804,500	2,550,308	873,354,808
14: Linwood City **	411,022,500	597,802,900	1,008,825,400	0	1,008,825,400	591,504	1,009,416,904
15: Longport Boro	1,342,313,400	447,448,600	1,789,762,000	0	1,789,762,000	100,901	1,789,862,901
16: Margate City	2,226,545,800	1,299,392,700	3,525,938,500	0	3,525,938,500	632,942	3,526,571,442
17: Mullica Twp	85,578,900	206,950,900	292,529,800	0	292,529,800	551,952	293,081,752
18: Northfield City	324,541,560	620,586,200	945,127,760	0	945,127,760	1,219,927	946,347,687
19: Pleasantville City	312,776,900	666,591,395	979,368,295	749,600	978,618,695	10,546,532	989,165,227
20: Port Republic City	22,256,500	54,886,900	77,143,400	0	77,143,400	277,028	77,420,428
21: Somers Point *	499,576,900	688,794,900	1,188,371,800	0	1,188,371,800	0	1,188,371,800
22: Ventnor City	1,735,130,500	725,258,450	2,460,388,950	0	2,460,388,950	1,784,440	2,462,173,390
23: Weymouth Twp	29,337,000	68,718,600	98,055,600	0	98,055,600	238,034	98,293,634
* Reassessed ** Revalued	<b>17,135,570,151</b>	<b>21,845,540,854</b>	<b>38,981,111,005</b>	<b>9,297,000</b>	<b>38,971,814,005</b>	<b>50,078,849</b>	<b>39,021,892,854</b>

**Atlantic County Board of Taxation  
2014 Abstract of Ratables**

Dist.#	Column 7	Column 8	Column 9		Column 10		Column 11
	General Tax Rate Per \$100	County Equalization Ratio	True Value		Equalization		Net Valuation for County Tax Apportionment (Col. 6-9A+9B -10A+10B)
			(A)	(B)	(A)	(B)	
			UEZ Abatement Expired	Class II Railroads	Amounts Deducted	Amounts Added	
01: Absecon City	3.092	88.95%	0	0	0	89,959,676	805,942,346
02: Atlantic City	3.348	95.43%	0	0	0	595,038,801	11,867,756,704
03: Brigantine City **	1.707	97.23%	0	0	0	93,781,044	3,323,001,244
04: Buena Boro	2.679	114.22%	0	0	35,767,415	0	265,681,637
05: Buena Vista Twp	2.310	102.82%	0	0	15,889,291	0	637,579,604
06: Corbin City	2.561	66.68%	0	0	0	17,341,278	51,865,853
07: Egg Harbor City	4.178	94.97%	0	0	0	13,885,706	238,719,458
08: Egg Harbor Twp	2.904	93.60%	0	0	0	294,073,378	4,378,913,307
09: Estell Manor *	2.294	94.50%	0	0	0	9,344,286	163,726,382
10: Folsom Boro	3.055	58.82%	0	0	0	76,668,578	184,665,229
11: Galloway Twp *	2.941	95.15%	0	0	0	142,654,043	2,856,063,815
12: Hamilton Twp	2.627	99.49%	0	0	0	17,682,197	2,292,689,583
13: Hammonton Town	3.709	66.33%	0	0	0	450,859,279	1,324,214,087
14: Linwood City **	3.100	99.55%	0	0	0	5,943,778	1,015,360,682
15: Longport Boro	0.898	92.41%	0	0	0	147,774,295	1,937,637,196
16: Margate City	1.460	90.99%	0	0	0	353,335,798	3,879,907,240
17: Mullica Twp	4.149	59.91%	0	0	0	197,234,033	490,315,785
18: Northfield City	2.898	105.85%	0	0	49,020,038	0	897,327,649
19: Pleasantville City	3.523	105.20%	0	0	42,347,619	0	946,817,608
20: Port Republic City	3.622	59.97%	0	0	0	51,791,036	129,211,464
21: Somers Point *	2.700	100.95%	0	0	7,848,611	0	1,180,523,189
22: Ventnor City	2.059	104.72%	0	0	107,684,213	0	2,354,489,177
23: Weymouth Twp	3.593	61.88%	0	0	0	60,801,743	159,095,377
* Reassessed ** Revalued			<b>0</b>	<b>0</b>	<b>258,557,187</b>	<b>2,618,168,949</b>	<b>41,381,504,616</b>

**Atlantic County Board of Taxation  
2014 Abstract of Ratables**

Dist.#	Column 12A							
	I	II				III	IV	V
	Total County Taxes Apportioned	Adjustments Resulting from:				Net County Taxes Apportioned	Municipal Budget State Aid	Net County Taxes Apportioned Less State Aid (Col. 12 AIII-12AIV-County BPP Adjustment)
		(A)		(B)				
Equalization Table Appeals		County Appeals+Corrections	Deduct Overpay	Add Underpay	Deduct Overpay			
01: Absecon City	3,235,603.36	0	0	15,649.81	0	3,219,953.55	0	3,219,953.55
02: Atlantic City	47,645,285.83	0	0	7,689,349.95	0	39,955,935.88	0	39,955,935.88
03: Brigantine City **	13,340,797.93	0	0	474,384.75	0	12,866,413.18	0	12,866,413.18
04: Buena Boro	1,066,627.66	0	0	10,048.50	0	1,056,579.16	0	1,056,579.16
05: Buena Vista Twp	2,559,680.25	0	0	15,024.78	0	2,544,655.47	0	2,544,655.47
06: Corbin City	208,224.98	0	0	1,014.32	0	207,210.66	0	207,210.66
07: Egg Harbor City	958,383.05	0	0	2,704.34	0	955,678.71	0	955,678.71
08: Egg Harbor Twp	17,579,950.56	0	0	144,292.82	0	17,435,657.74	0	17,435,657.74
09: Estell Manor *	657,309.59	0	0	577.60	0	656,731.99	0	656,731.99
10: Folsom Boro	741,372.43	0	0	960.45	0	740,411.98	0	740,411.98
11: Galloway Twp *	11,466,191.99	0	0	575,049.56	0	10,891,142.43	0	10,891,142.43
12: Hamilton Twp	9,204,422.81	0	0	109,342.79	0	9,095,080.02	0	9,095,080.02
13: Hammonton Town	5,316,300.31	0	0	20,297.43	0	5,296,002.88	0	5,296,002.88
14: Linwood City **	4,076,351.68	0	0	28,074.56	0	4,048,277.12	0	4,048,277.12
15: Longport Boro	7,778,999.89	0	0	108,008.17	0	7,670,991.72	0	7,670,991.72
16: Margate City	15,576,599.19	0	0	31,660.57	0	15,544,938.62	0	15,544,938.62
17: Mullica Twp	1,968,462.64	0	0	1,935.14	0	1,966,527.50	0	1,966,527.50
18: Northfield City	3,602,486.42	0	0	67,410.86	0	3,535,075.56	0	3,535,075.56
19: Pleasantville City	3,801,172.93	0	0	49,277.38	0	3,751,895.55	0	3,751,895.55
20: Port Republic City	518,743.12	0	0	1,487.37	0	517,255.75	0	517,255.75
21: Somers Point *	4,739,426.85	0	0	39,446.81	0	4,699,980.04	0	4,699,980.04
22: Ventnor City	9,452,528.61	0	0	247,252.12	0	9,205,276.49	0	9,205,276.49
23: Weymouth Twp	638,716.63	0	0	223.44	0	638,493.19	0	638,493.19
* Reassessed ** Revalued	<b>166,133,638.71</b>	<b>0</b>	<b>0</b>	<b>9,633,473.52</b>	<b>0</b>	<b>156,500,165.19</b>	<b>0</b>	<b>156,500,165.19</b>

**Atlantic County Board of Taxation  
2014 Abstract of Ratables**

Dist.#	Column 12B			Column 12C		
	(A)	(B)	(C)	Local Taxes to be Raised for		
	County Library Taxes Apportioned	County Health Service Taxes Apportioned	County Open Space Taxes Apportioned	(i) District School Purposes		
				(A)	(B)	(C)
			District School (adjusted for BPP)	Regional, Consolidated & Joint School	Local School	
01: Absecon City	0	251,895.31	45,374.92	11,016,638.00	0	0
02: Atlantic City	0	0	427,155.68	134,862,600.00	0	0
03: Brigantine City **	1,279,819.44	1,019,151.54	180,891.47	15,769,415.00	0	1,073,953.50
04: Buena Boro	104,647.89	82,825.34	14,895.75	0	4,155,738.00	0
05: Buena Vista Twp	251,781.54	199,199.76	35,883.89	0	9,490,744.00	0
06: Corbin City	20,508.45	16,220.99	2,922.34	510,842.00	0	0
07: Egg Harbor City	94,555.00	74,756.46	13,479.39	2,841,100.00	1,304,495.00	0
08: Egg Harbor Twp	1,725,390.43	1,365,721.73	245,746.55	75,859,907.00	0	0
09: Estell Manor *	64,956.52	51,339.24	9,263.60	2,367,749.00	0	0
10: Folsom Boro	73,237.53	57,888.66	10,445.27	1,780,009.00	0	0
11: Galloway Twp *	1,083,637.70	864,413.78	153,388.43	30,770,956.00	17,482,015.00	0
12: Hamilton Twp	900,635.21	713,540.63	128,200.23	19,625,352.00	11,798,359.00	0
13: Hammonton Town	524,022.97	414,413.13	74,685.38	18,179,805.00	0	0
14: Linwood City **	0	317,121.94	57,043.98	11,265,025.00	6,342,382.00	404,972.00
15: Longport Boro	759,832.89	602,211.17	107,999.93	994,872.00	0	0
16: Margate City	0	1,215,648.23	219,254.37	10,498,908.00	0	1,496,837.50
17: Mullica Twp	194,507.59	153,736.10	27,741.72	3,818,996.00	2,571,684.00	0
18: Northfield City	0	278,050.38	49,777.94	9,908,204.00	5,533,706.00	0
19: Pleasantville City	371,823.84	294,507.09	52,869.69	9,607,354.00	0	0
20: Port Republic City	51,179.46	40,464.54	7,295.27	1,666,762.00	0	0
21: Somers Point *	465,037.59	368,118.71	66,212.09	9,124,565.00	7,391,450.00	0
22: Ventnor City	914,459.20	726,006.23	129,540.64	17,651,560.00	0	1,465,833.00
23: Weymouth Twp	63,146.75	49,904.04	9,006.70	2,120,232.00	0	0
* Reassessed ** Revalued	<b>8,943,180.00</b>	<b>9,157,135.00</b>	<b>2,069,075.23</b>	<b>390,240,851.00</b>	<b>66,070,573.00</b>	<b>4,441,596.00</b>

**Atlantic County Board of Taxation  
2014 Abstract of Ratables**

Dist.#	Column 12C			Column 12D
	Local Taxes to be Raised for (ii) Local Municipal Purposes			Total Levy on which Tax Rate is Computed
	(A)	(B)	(C)	
	Municipal Budget (adjusted for BPP)	Municipal Open Space Budget	Municipal Library Budget	
01: Absecon City	7,330,528.73	0	268,708.54	22,133,099.05
02: Atlantic City	197,124,665.00	0	5,030,736.00	377,401,092.56
03: Brigantine City **	22,931,777.77	0	0	55,121,421.90
04: Buena Boro	2,658,909.45	0	0	8,073,595.59
05: Buena Vista Twp	2,571,128.54	0	0	15,093,393.20
06: Corbin City	126,133.00	0	0	883,837.44
07: Egg Harbor City	4,108,341.00	0	0	9,392,405.56
08: Egg Harbor Twp	21,138,874.00	816,971.00	0	118,588,268.45
09: Estell Manor *	390,435.78	0	0	3,540,476.13
10: Folsom Boro	636,783.44	0	0	3,298,775.88
11: Galloway Twp *	18,546,118.20	0	0	79,791,671.54
12: Hamilton Twp	17,495,721.71	0	0	59,756,888.80
13: Hammonton Town	7,896,625.67	0	0	32,385,555.03
14: Linwood City **	8,507,493.00	0	340,302.00	31,282,617.04
15: Longport Boro	5,930,453.33	0	0	16,066,361.04
16: Margate City	21,201,515.16	0	1,282,364.00	51,459,465.88
17: Mullica Twp	3,425,989.68	0	0	12,159,182.59
18: Northfield City	7,810,124.15	0	304,219.00	27,419,157.03
19: Pleasantville City	20,761,093.00	0	0	34,839,543.17
20: Port Republic City	505,279.00	15,540.00	0	2,803,776.02
21: Somers Point *	9,962,140.00	0	0	32,077,503.43
22: Ventnor City	20,598,725.00	0	0	50,691,400.56
23: Weymouth Twp	640,508.40	9,830.00	0	3,531,121.08
* Reassessed	<b>402,299,363.01</b>	<b>842,341.00</b>	<b>7,226,329.54</b>	<b>1,047,790,608.97</b>
** Revalued				

**Atlantic County Board of Taxation  
2014 Abstract of Ratables**

<b>Dist.#</b>	<b>Column 13</b>						
	<b>Real Property Exempt From Taxation</b>						
	<b>(A)</b>	<b>(B)</b>	<b>(C)</b>	<b>(D)</b>	<b>(E)</b>	<b>(F)</b>	<b>(G)</b>
	<b>Public School</b>	<b>Other School</b>	<b>Public Property</b>	<b>Church and Charitable</b>	<b>Cemeteries and Graveyards</b>	<b>Other Exempts</b>	<b>Total Amount of Exempts 13A+B+C+D+E+F)</b>
01: Absecon City	16,660,100	12,870,800	30,469,400	9,750,500	0	7,679,600	77,430,400
02: Atlantic City	151,397,200	0	2,140,098,700	214,615,900	0	2,166,673,200	4,672,785,000
03: Brigantine City **	32,868,700	0	166,286,200	6,198,600	0	11,745,300	217,098,800
04: Buena Boro	6,559,700	2,214,800	5,346,000	5,369,800	274,800	27,422,500	47,187,600
05: Buena Vista Twp	20,771,100	18,252,400	14,624,500	4,021,700	355,700	14,838,800	72,864,200
06: Corbin City	0	700	1,151,200	193,900	53,600	4,994,900	6,394,300
07: Egg Harbor City	36,959,000	1,533,700	23,966,400	8,292,200	157,000	8,666,500	79,574,800
08: Egg Harbor Twp	172,988,500	0	319,593,100	72,228,600	12,012,200	50,457,500	627,279,900
09: Estell Manor *	4,721,400	0	22,347,700	1,053,300	49,200	2,469,500	30,641,100
10: Folsom Boro	1,738,100	0	2,548,400	1,099,900	0	533,400	5,919,800
11: Galloway Twp *	414,737,497	15,530,600	82,070,200	74,359,000	505,200	228,625,000	815,827,497
12: Hamilton Twp	123,243,200	2,151,000	72,409,900	10,916,900	5,130,300	215,440,101	429,291,401
13: Hammonton Town	47,878,200	2,932,600	28,197,600	15,636,000	323,800	12,143,000	107,111,200
14: Linwood City **	44,805,300	429,300	11,984,700	22,784,800	244,700	4,467,800	84,716,600
15: Longport Boro	0	0	48,088,100	8,242,800	0	556,700	56,887,600
16: Margate City	17,235,400	780,000	118,309,800	29,406,200	0	5,577,400	171,308,800
17: Mullica Twp	3,958,300	0	14,554,900	2,468,200	222,100	2,968,700	24,172,200
18: Northfield City	6,142,170	798,000	82,962,400	22,121,400	5,000	3,576,000	115,604,970
19: Pleasantville City	54,963,000	0	26,912,800	35,316,900	10,372,800	88,399,800	215,965,300
20: Port Republic City	1,177,600	0	3,755,000	760,700	146,500	541,300	6,381,100
21: Somers Point *	26,560,600	14,997,800	38,604,500	15,958,800	79,400	259,129,086	355,330,186
22: Ventnor City	15,808,900	0	27,574,580	11,469,190	0	10,981,880	65,834,550
23: Weymouth Twp	2,512,900	0	2,241,700	524,200	0	850,100	6,128,900
* Reassessed ** Revalued	<b>1,203,686,867</b>	<b>72,491,700</b>	<b>3,284,097,780</b>	<b>572,789,490</b>	<b>29,932,300</b>	<b>3,128,738,067</b>	<b>8,291,736,204</b>

**Atlantic County Board of Taxation  
2014 Abstract of Ratables**

Dist.#	Column 14				Column 15	
	Amount of Miscellaneous Revenues to Support Local Budget				Deductions Allowed	
	(A)	(B)	(C)	(D)	(A)	(B)
	Surplus Revenue	Miscellaneous Revenues Anticipated	Receipts from Delinquent Tax	Total of Miscellaneous Revenues (Col. 14A+B+C)	Senior Citizen, Disabled and Surviving Spouse	Veterans and Widows
01: Absecon City	363,000.00	1,556,298.12	345,000.00	2,264,298.12	15,250.00	92,500.00
02: Atlantic City	0	58,208,769.00	1,000,000.00	59,208,769.00	52,250.00	101,250.00
03: Brigantine City **	1,400,000.00	5,629,268.73	500,000.00	7,529,268.73	19,750.00	111,750.00
04: Buena Boro	169,000.00	992,615.65	160,000.00	1,321,615.65	18,500.00	34,500.00
05: Buena Vista Twp	400,000.00	1,386,525.73	160,000.00	1,946,525.73	29,250.00	52,500.00
06: Corbin City	107,150.00	227,051.00	45,000.00	379,201.00	1,000.00	5,750.00
07: Egg Harbor City	182,000.00	1,212,379.00	85,000.00	1,479,379.00	14,250.00	34,000.00
08: Egg Harbor Twp	350,000.00	15,655,119.00	308,162.00	16,313,281.00	75,500.00	265,000.00
09: Estell Manor *	100,000.00	490,799.62	77,000.00	667,799.62	6,000.00	17,250.00
10: Folsom Boro	235,000.00	293,185.60	110,000.00	638,185.60	5,250.00	16,750.00
11: Galloway Twp *	2,000,000.00	5,210,064.14	20,000.00	7,230,064.14	57,500.00	285,500.00
12: Hamilton Twp	2,915,369.00	4,708,533.70	500,000.00	8,123,902.70	44,250.00	151,000.00
13: Hammonton Town	1,213,987.00	2,589,178.69	70,000.00	3,873,165.69	56,750.00	113,000.00
14: Linwood City **	330,000.00	2,421,468.00	400,000.00	3,151,468.00	9,500.00	70,500.00
15: Longport Boro	954,439.24	1,022,300.67	225,000.00	2,201,739.91	2,250.00	15,750.00
16: Margate City	2,921,043.32	3,512,379.48	525,000.00	6,958,422.80	10,250.00	82,250.00
17: Mullica Twp	754,000.00	903,240.67	425,000.00	2,082,240.67	21,250.00	54,000.00
18: Northfield City	1,600,000.00	2,965,038.22	365,000.00	4,930,038.22	24,750.00	100,500.00
19: Pleasantville City	1,315,000.00	6,724,909.00	103,000.00	8,142,909.00	50,000.00	56,000.00
20: Port Republic City	218,750.00	356,382.00	57,500.00	632,632.00	3,000.00	14,250.00
21: Somers Point *	1,105,000.00	2,694,897.00	725,000.00	4,524,897.00	24,500.00	87,000.00
22: Ventnor City	0	6,997,912.00	1,785,000.00	8,782,912.00	24,000.00	78,750.00
23: Weymouth Twp	238,260.00	478,511.60	0	716,771.60	2,750.00	13,000.00
* Reassessed ** Revalued	<b>18,871,998.56</b>	<b>126,236,826.62</b>	<b>7,990,662.00</b>	<b>153,099,487.18</b>	<b>567,750.00</b>	<b>1,852,750.00</b>







**Atlantic County Board of Taxation  
2014 Abstract of Ratables**

Dist.#	Addendum 'B' State Aid Adjustment for BPP			Addendum 'C' REAP Distribution Summary		
	-1-	-2-	-3-	-1-	-2-	-3-
	County Budget BPP Aid	School Budget BPP Aid	Municipal Budget BPP Aid	Property Assessments	Amount of REAP Aid	Tax Rate Credit
01: Absecon City	0	0	0		0	0
02: Atlantic City	0	0	0		0	0
03: Brigantine City **	0	0	0		0	0
04: Buena Boro	0	12,348.00	0		0	0
05: Buena Vista Twp	0	0	0		0	0
06: Corbin City	0	0	0		0	0
07: Egg Harbor City	0	18,222.00	0		0	0
08: Egg Harbor Twp	0	0	0		0	0
09: Estell Manor *	0	0	0		0	0
10: Folsom Boro	0	0	0		0	0
11: Galloway Twp *	0	0	0		0	0
12: Hamilton Twp	0	0	0		0	0
13: Hammonton Town	0	0	0		0	0
14: Linwood City **	0	0	0		0	0
15: Longport Boro	0	0	0		0	0
16: Margate City	0	0	0		0	0
17: Mullica Twp	0	0	0		0	0
18: Northfield City	0	0	0		0	0
19: Pleasantville City	0	76,222.00	0		0	0
20: Port Republic City	0	0	0		0	0
21: Somers Point *	0	0	0		0	0
22: Ventnor City	0	0	0		0	0
23: Weymouth Twp	0	0	0		0	0
* Reassessed	<b>0</b>	<b>106,792.00</b>	<b>0</b>		<b>0</b>	
** Revalued						

**Atlantic County Board of Taxation  
2014 Abstract of Ratables**

Taxing District	Addendum - Equalized Value Based on In Lieu of Taxes (Col 10B)				
	-1-	-2-	-3-	-4-	-5-
	C. 12 PL 1977 In Lieu of Tax	NJ Housing Finance Agency	Urban Renewal	Other	Total
01: Absecon City	0	0	0	0	0
02: Atlantic City	0	0	0	0	0
03: Brigantine City **	0	0	0	0	0
04: Buena Boro	0	0	0	0	0
05: Buena Vista Twp	0	0	0	0	0
06: Corbin City	0	0	0	0	0
07: Egg Harbor City	0	0	0	0	0
08: Egg Harbor Twp	0	0	0	0	0
09: Estell Manor *	0	0	0	0	0
10: Folsom Boro	0	0	0	0	0
11: Galloway Twp *	0	0	0	0	0
12: Hamilton Twp	0	0	0	0	0
13: Hammonton Town	0	0	0	0	0
14: Linwood City **	0	0	0	0	0
15: Longport Boro	0	0	0	0	0
16: Margate City	0	0	0	0	0
17: Mullica Twp	0	0	0	0	0
18: Northfield City	0	0	0	0	0
19: Pleasantville City	0	0	0	0	0
20: Port Republic City	0	0	0	0	0
21: Somers Point *	0	0	0	0	0
22: Ventnor City	0	0	0	0	0
23: Weymouth Twp	0	0	0	0	0
* Reassessed	<b>0</b>	<b>0</b>	<b>0</b>	<b>0</b>	<b>0</b>
** Revalued	<b>0</b>	<b>0</b>	<b>0</b>	<b>0</b>	<b>0</b>

**Atlantic County Board of Taxation  
2014 Abstract of Ratables**

Taxing District	BREAKDOWN of GENERAL TAX RATE											
	County Tax	Library Tax	Health Service Tax	County Open Space Tax	District School Tax	Regional School Tax	Local School Tax	Municipal Purpose Tax	Municipal Open Space Tax	Municipal Library Tax	General Tax Rate	Effective Tax Rate
01: Absecon City	0.450	-	0.035	0.006	1.539	-	-	1.024	-	0.038	3.092	2.746
02: Atlantic City	0.354	-	-	0.003	1.197	-	-	1.749	-	0.045	3.348	3.180
03: Brigantine City **	0.399	0.040	0.031	0.005	0.488	-	0.033	0.711	-	-	1.707	1.659
04: Buena Boro	0.351	0.035	0.027	0.004	-	1.379	-	0.883	-	-	2.679	3.039
05: Buena Vista Twp	0.390	0.038	0.030	0.005	-	1.453	-	0.394	-	-	2.310	2.367
06: Corbin City	0.601	0.059	0.047	0.008	1.480	-	-	0.366	-	-	2.561	1.704
07: Egg Harbor City	0.425	0.042	0.033	0.006	1.264	0.580	-	1.828	-	-	4.178	3.934
08: Egg Harbor Twp	0.427	0.042	0.033	0.006	1.858	-	-	0.518	0.020	-	2.904	2.708
09: Estell Manor *	0.426	0.042	0.033	0.006	1.534	-	-	0.253	-	-	2.294	2.162
10: Folsom Boro	0.686	0.067	0.054	0.009	1.649	-	-	0.590	-	-	3.055	1.786
11: Galloway Twp *	0.402	0.039	0.031	0.005	1.135	0.645	-	0.684	-	-	2.941	2.794
12: Hamilton Twp	0.400	0.039	0.031	0.005	0.863	0.519	-	0.770	-	-	2.627	2.606
13: Hammonton Town	0.607	0.060	0.047	0.008	2.082	-	-	0.905	-	-	3.709	2.446
14: Linwood City **	0.402	-	0.031	0.005	1.116	0.629	0.040	0.843	-	0.034	3.100	3.081
15: Longport Boro	0.429	0.042	0.033	0.006	0.056	-	-	0.332	-	-	0.898	0.829
16: Margate City	0.441	-	0.034	0.006	0.298	-	0.042	0.602	-	0.037	1.460	1.326
17: Mullica Twp	0.671	0.066	0.052	0.009	1.304	0.878	-	1.169	-	-	4.149	2.480
18: Northfield City	0.374	-	0.029	0.005	1.047	0.585	-	0.826	-	0.032	2.898	3.056
19: Pleasantville City	0.380	0.037	0.030	0.005	0.972	-	-	2.099	-	-	3.523	3.680
20: Port Republic City	0.669	0.066	0.052	0.009	2.153	-	-	0.653	0.020	-	3.622	2.170
21: Somers Point *	0.396	0.039	0.031	0.005	0.768	0.622	-	0.839	-	-	2.700	2.717
22: Ventnor City	0.374	0.037	0.029	0.005	0.717	-	0.060	0.837	-	-	2.059	2.153
23: Weymouth Twp	0.650	0.064	0.050	0.009	2.158	-	-	0.652	0.010	-	3.593	2.219

\* Reassessed

\*\* Revalued


**Atlantic County Board of Taxation  
2014 Abstract of Ratables**


<b>SPECIAL TAXING DISTRICTS</b>					
<b>Taxing District</b>	<b>Special Taxing District</b>	<b>Number of Ratables</b>	<b>Ratable Value</b>	<b>Budget Amount</b>	<b>Special Disctict Rate</b>
04: BUENA BORO	FIRE DISTRICT: F01	918	144,348,400	123,603.00	0.086
04: BUENA BORO	FIRE DISTRICT: F02	939	156,830,852	188,802.00	0.120
05: BUENA VISTA TWP	FIRE DISTRICT: F01	1,081	181,788,700	177,531.00	0.103
05: BUENA VISTA TWP	FIRE DISTRICT: F02	762	149,473,900	290,625.00	0.223
05: BUENA VISTA TWP	FIRE DISTRICT: F03	2,556	146,462,600	146,639.00	0.133
05: BUENA VISTA TWP	FIRE DISTRICT: F04	632	73,207,400	63,910.00	0.092
05: BUENA VISTA TWP	FIRE DISTRICT: F05	670	101,680,300	185,627.00	0.190


**ATLANTIC COUNTY ABSTRACT OF RATABLES FOR 2014**

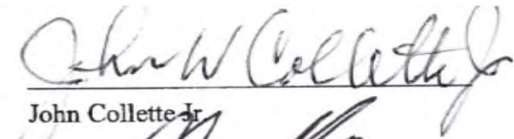
Total Amount of Miscellaneous Revenues for the Support of the County Budget (Includes surplus revenues appropriated)	<b>39,633,307.43</b>
Rate per \$100 to be applied to Column 11 for apportionment of County Taxes	<b>0.40146834</b>
Net County Taxes Apportioned (Column 12 A iii)	<b>156,500,165.19</b>
* Adjustments to County Taxes Apportioned	<b>9,633,473.52</b>
* Net Overpayments are added to the Net Taxes Apportioned	
* Net Underpayments are deducted from the Net Taxes Apportioned	
Rate per \$100 to be applied to Column 11 for apportionment of Library Taxes	<b>0.03970284</b>
Rate per \$100 to be applied to Column 11 for apportionment of Health Taxes	<b>0.03137472</b>
Rate per \$100 to be applied to Column 11 for apportionment of Open Space Taxes	<b>0.00500000</b>
County Percentage Level of Taxable Value of Real Property is 100%	


**ATLANTIC COUNTY BOARD OF TAXATION**


  
Theresa Prendergast, President

  
William Polistina


Attest:   
Margaret Schott, County Tax Administrator

  
John Collette Jr

  
Greg Sykora

  
Debra Lafferty

I hereby certify this to be a true copy of the Abstract of Ratables and Exemptions for the County of Atlantic, State of New Jersey for the year 2014 as filed with me by the Atlantic County Board of Taxation.

  
Bonnie Lindaw, County Treasurer